

Product data sheet

OL 90 N



Surface-mounted fanlight opener with an opening width of
170 mm

AREAS OF APPLICATION

- Convenient daily ventilation for rooms and staircases
- Inward opening bottom-hung windows
- Can also be used on rectangular windows for inward-opening top-hung windows
- Create specialised shapes like angled, triangular, round and segmental arch windows
- Individually adjustable for different areas of application (mullion-frame transmission and window reveal transmission, etc.)
- Coupling and operation of several windows through corner angle transmission
- Automation by E 212 electric linear drive
- Installation on wooden, plastic or aluminium windows
- Frame installation

PRODUCT FEATURES

- Achieves the full opening width of 170 mm for all leaf heights
- The opening width can be adjusted
- Little space necessary thanks to flat design of the scissors
- Integrated leaf locking mechanism in the scissors ensures secure locking
- Unhinging inhibitor and lockable hand lever offer additional safety
- Lock carrier and additional locking mechanisms increase safety and air-tightness
- Simple scissor re-setting or unhooking using the release button enables window cleaning from the inside and outside
- Completely pre-mounted assembly groups facilitate installation

TECHNICAL DATA

Productname	OL 90 N
Length	242 mm
Depth	49 mm
Height	16 mm
Opening width (max.)	170 mm
Leaf width (min.)	380 mm
Leaf height (min.)	250 mm
Leaf weight (max.)	80 kg
Fitting stroke	54 mm
Adjustable opening width (stroke reduction)	Dependent
Leaf locking mechanism integrated in the scissors	Yes
Scissor unhooking by release button	Yes

Burglar-resistant locking mechanism (SKG-certified)	Yes
Lockable	Yes
Unhinging inhibitor	Yes

PART

SCISSORS OL 90 N *

Scissors OL 90 N with standard leaf bracket



Designation	Description	Ident-No.	Colour	Leaf width (min.)	Leaf width (max.)
Scissors OL 90 N *	with standard leaf bracket and achieves an opening width of 170 mm	074509	black	380 mm	1200 mm
Scissors OL 90 N *	with standard leaf bracket and achieves an opening width of 170 mm	030376	according to RAL	380 mm	1200 mm
Scissors OL 90 N *	with standard leaf bracket and achieves an opening width of 170 mm	030377	white RAL 9016	380 mm	1200 mm
Scissors OL 90 N *	with standard leaf bracket and achieves an opening width of 170 mm	030373	EV1	380 mm	1200 mm

BENDABLE CORNER TRANSMISSION FOR OL 90 N / OL 95 *

Corner transmission for OL 90 N / OL 95 for transferring the movement over the window corner

Designation	Description	Ident-No.	Colour
Bendable corner transmission for OL 90 N / OL 95 *	flexible for special window shapes	071354	Galvanised

CORNER TRANSMISSION FOR OL 90 N / OL 95 *

Corner transmission for OL 90 N / OL 95 for transferring the movement over the window corner



HAND LEVER

Hand lever for the operation of the window



Designation	Description	Ident-No.	Colour	Material
Hand lever for OL 90 N / OL 95	for operating the window with OL 90 N, OL 90 N top-hung outward opening or OL 95	026887	white RAL 9016	Aluminum
Hand lever for OL 90 N / OL 95	for operating the window with OL 90 N, OL 90 N top-hung outward opening or OL 95	026886	according to RAL	Aluminum
Hand lever for OL 90 N / OL 95	for operating the window with OL 90 N, OL 90 N top-hung outward opening or OL 95	026882	EV1	Aluminum
Hand lever for OL 90 N / OL 95	for operating the window with OL 90 N, OL 90 N top-hung outward opening or OL 95	079113	black	Aluminum

HAND LEVER, LOCKABLE

Lockable hand lever for OL 90 N / OL 95



Designation	Description	Ident-No.	Colour	Material
Lockable hand lever for OL 90 N / OL 95	for operating the window with OL 90 N, OL 90 N top-hung outward opening or OL 95	083844	white RAL 9016	Aluminum
Lockable hand lever for OL 90 N / OL 95	for operating the window with OL 90 N, OL 90 N top-hung outward opening or OL 95	085230	according to RAL	Aluminum
Lockable hand lever for OL 90 N / OL 95	for operating the window with OL 90 N, OL 90 N top-hung outward opening or OL 95	083841	EV1	Aluminum

SCISSORS OL 90 N *

Scissors OL 90 N with sliding leaf bracket



Designation	Description	Ident-No.	Colour	Leaf width (min.)	Leaf width (max.)
Scissors OL 90 N *	With sliding leaf bracket, achieves an opening width of 170 mm	030599	according to RAL	380 mm	1200 mm
Scissors OL 90 N *	With sliding leaf bracket, achieves an opening width of 170 mm	074511	black	380 mm	1200 mm
Scissors OL 90 N *	With sliding leaf bracket, achieves an opening width of 170 mm	030600	white RAL 9016	380 mm	1200 mm
Scissors OL 90 N *	With sliding leaf bracket, achieves an opening width of 170 mm	030596	EV1	380 mm	1200 mm

SCISSORS OL 90 N *

Scissors OL 90 N without leaf bracket



Designation	Description	Ident-No.	Colour	Leaf width (min.)	Leaf width (max.)
Scissors OL 90 N *	without leaf bracket and achieves an opening width of 170 mm	071203	EV1	380 mm	1200 mm
Scissors OL 90 N *	without leaf bracket and achieves an opening width of 170 mm	071206	according to RAL	380 mm	1200 mm
Scissors OL 90 N *	without leaf bracket and achieves an opening width of 170 mm	071207	white RAL 9016	380 mm	1200 mm
Scissors OL 90 N *	without leaf bracket and achieves an opening width of 170 mm	099477	black	380 mm	1200 mm


ROD Ø 8 MM

Without cover profile, for coupling and movement transmission for the components

Designation	Description	Ident-No.	Colour	Dimensions
Rod Ø 8 mm	Without cover profile, for coupling and movement transmission for the components	016592	Galvanised	6000 mm
Rod Ø 8 mm	Without cover profile, for coupling and movement transmission for the components	016555	Galvanised	2000 mm
Rod Ø 8 mm	Without cover profile, for coupling and movement transmission for the components	016591	Galvanised	3000 mm

COVER PROFILE OL 90 N

To cover the transmission

**ACCESSORIES****GRIPPING AND CLEANING SCISSORS (FPS)**

For fanlight openers for additional protection of bottom-hung leaves



Designation	Description	Ident-No.	Colour	Dimensions
Gripping and cleaning scissor stay (FPS) Size 1	FPS closing force 1	030249	Galvanised	210 mm
Gripping and cleaning scissor stay (FPS) Size3	FPS closing force 3	030251	Galvanised	410 mm
Gripping and cleaning scissor stay (FPS) Size 2	FPS closing force 2	030250	Galvanised	310 mm

MULLION-FRAME TRANSMISSION SIZE 150

Mullion-frame transmission for OL 90 N



Designation	Description	Ident-No.	Colour	Leaf width (min.)	Leaf weight (max.)
Mullion-frame transmission size 150 for OL 90 N	T = 0-150 mm	030749	EV1	550 mm	80 kg
Mullion-frame transmission size 150 for OL 90 N	T = 0-150 mm	030752	according to RAL	550 mm	80 kg
Mullion-frame transmission size 150 for OL 90 N	T = 0-150 mm	030753	white RAL 9016	550 mm	80 kg

MULLION-FRAME TRANSMISSION SIZE 75 FOR OL 90 N

Mullion-frame transmission for OL 90 N



Designation	Description	Ident-No.	Colour	Leaf width (min.)	Leaf weight (max.)
Mullion-frame transmission size 75 for OL 90 N	T = 0-75 mm	030747	according to RAL	550 mm	80 kg
Mullion-frame transmission size 75 for OL 90 N	T = 0-75 mm	030744	EV1	550 mm	80 kg
Mullion-frame transmission size 75 for OL 90 N *	T = 0-75 mm	030748	white RAL 9016	550 mm	80 kg

CORNER BRACKET TRANSMISSION FOR OL 90 N

for operating multiple windows via one operating element



Designation	Description	Ident-No.	Colour	Material
Corner bracket transmission for OL 90 N	for operating multiple windows via one operating element	074510	black	Aluminum
Corner bracket transmission for OL 90 N *	for operating multiple windows via one operating element	030905	according to RAL	Aluminum
Corner bracket transmission for OL 90 N	for operating multiple windows via one operating element	030902	EV1	Aluminum
Corner bracket transmission for OL 90 N *	for operating multiple windows via one operating element	030906	white RAL 9016	Aluminum

COUPLING OL 90 N / OL 95 *

For concealed locking with coupling OL 90 N

Designation	Description	Ident-No.	Colour	Locking dimension in mm
Coupling for OL 90 N / OL 95 *	For concealed locking with coupling OL 90 N	024953	silver-coloured	8.5 mm
Coupling for OL 90 N / OL 95 *	For concealed locking with coupling OL 90 N	030294	silver-coloured	15.5 mm
Coupling for OL 90 N / OL 95 *	For concealed locking with coupling OL 90 N	029722	silver-coloured	11.5 mm

ADDITIONAL LOCKING MECHANISM FOR OL 90 N / OL 95

Additional locking mechanism for 0 - 17 mm overlap heights



Designation	Description	Ident-No.	Colour	Leaf width (min.)
Additional locking mechanism for OL 90 N / OL 95 *	For overlap height 0 - 17 mm	030523	white RAL 9016	380 mm
Additional locking mechanism for OL 90 N / OL 95 *	For overlap height 0 - 17 mm	030522	according to RAL	380 mm
Additional locking mechanism for OL 90 N / OL 95 *	For overlap height 0 - 17 mm	030519	EV1	380 mm
Additional locking mechanism for OL 90 N / OL 95 *	For overlap height 0 - 17 mm	030520	dark bronze	380 mm

ADDITIONAL LOCKING MECHANISM FOR OL 90 N / OL 95

Additional locking mechanism for overlap height 14 - 25 mm



Designation	Description	Ident-No.	Colour	Leaf width (min.)
Additional locking mechanism for OL 90 N / OL 95 *	For overlap height 14 - 25 mm	030528	white RAL 9016	380 mm
Additional locking mechanism for OL 90 N / OL 95 *	For overlap height 14 - 25 mm	030524	EV1	380 mm
Additional locking mechanism for OL 90 N / OL 95 *	For overlap height 14 - 25 mm	030525	dark bronze	380 mm
Additional locking mechanism for OL 90 N / OL 95 *	For overlap height 14 - 25 mm	030527	according to RAL	380 mm

FLEXIBLE LINK ARM WITHOUT ACCESSORIES

For bespoke angular and arched windows and window sill transmission



Designation	Description	Ident-No.	Colour	Dimensions
Flexible link arm without accessories	Pull length = 700 mm	008481	brown	700 mm
Flexible link arm without accessories	Pull length = 700 mm	022718	EV1 + white RAL 9016	700 mm

FLEXIBLE LINK ARM WITHOUT ACCESSORIES


For bespoke angular and arched windows and window sill transmission



Designation	Description	Ident-No.	Colour	Dimensions
Flexible link arm without accessories	Pull length = 1000 mm	022720	EV1 + white RAL 9016	1000 mm
Flexible link arm without accessories	Pull length = 1000 mm	008483	brown	1000 mm

COVER PROFILE OL 90 N

To cover the transmission



CORNER BRACKET COVER

Corner bracket cover OL 90 N



Designation	Description	Ident-No.	Colour	Material
Corner bracket cover	Packaging unit 10 pieces	071507	white RAL 9016	Aluminum
Corner bracket cover	Packaging unit 10 pieces	071503	EV1	Aluminum
Corner bracket cover *	Packaging unit 10 pieces	071506	according to RAL	Aluminum

ROD GUIDE

Rod guide for OL 90



Designation	Description	Ident-No.	Colour	Material
Rod guide for rod \varnothing 8 mm	Packaging unit 10 pieces	010878	white	Plastic

TIE ROD GUIDE AND CONNECTOR PLATE

for OL 90 N / OL 95



Designation	Ident-No.	Colour
Tie rod guide and connector plate *	002747	Galvanised

FLEXIBLE LINK ARM WITHOUT ACCESSORIES *

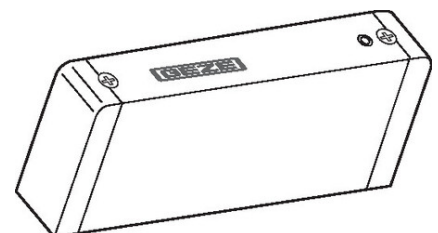
For bespoke angular and arched windows and window sill transmission



Designation	Description	Ident-No.	Colour	Dimensions
Flexible link arm without accessories	Pull length = 1250 mm	008485	brown	1250 mm
Flexible link arm without accessories	Pull length = 1250 mm	022721	EV1 + white RAL 9016	1250 mm

E 212 230 V *

Electric linear drive for automation of fanlight openers



Designation	Description	Ident-No.	Colour	Stroke	Dimensions
E 212 R1	230 V with 1 relay for group control via 1 selector switch	020835	EV1	70 mm	210 x 80 x 33 mm
E 212 R	230 V with 2 relays, for group control via any number of vent switches	005428	EV1	70 mm	210 x 80 x 33 mm
E 212 R1	230 V with 1 relay for group control via 1 selector switch	020839	white RAL 9016	70 mm	210 x 80 x 33 mm
E 212 R	230 V with 2 relays, for group control via any number of vent switches	015435	white RAL 9016	70 mm	210 x 80 x 33 mm
E 212 R1	230 V with 1 relay for group control via 1 selector switch	020838	according to RAL	70 mm	210 x 80 x 33 mm
E 212 R *	230 V with 2 relays, for group control via any number of vent switches	006683	according to RAL	70 mm	210 x 80 x 33 mm

E 212 24 V *

Electric linear drive for automation of fanlight openers



Designation	Description	Ident-No.	Colour	Stroke	Dimensions
E 212 *	24 V with 1.2 A current consumption	010915	according to RAL	70 mm	211 x 30 x 80 mm
E 212	24 V with 1.2 A current consumption	015540	white RAL 9016	70 mm	211 x 30 x 80 mm
E 212	24 V with 1.2 A current consumption	010899	EV1	70 mm	211 x 30 x 80 mm

CORNER TRANSMISSION FOR OL 90 N / OL 95 *

Corner transmission for OL 90 N / OL 95 for transferring the movement over the window corner



ROD COUPLING OL 90 *

To couple the E 212 with the OL 90 N, OL 90 N top-hung outward opening and OL 95 scissors and to connect two rods



Designation	Description	Ident-No.	Colour	Dimensions
Rod coupling for rod 8 mm *	To couple the E 212 with the OL 90 N, OL 90 N top-hung outward opening and OL 95 scissors and to connect two rods	043546	Galvanised	37 mm

BENDABLE CORNER TRANSMISSION FOR OL 90 N / OL 95 *

Corner transmission for OL 90 N / OL 95 for transferring the movement over the window corner

Designation	Description	Ident-No.	Colour
Bendable corner transmission for OL 90 N / OL 95 *	flexible for special window shapes	071354	Galvanised

HAND LEVER

Hand lever for the operation of the window



Designation	Description	Ident-No.	Colour	Material
Hand lever for OL 90 N / OL 95	for operating the window with OL 90 N, OL 90 N top-hung outward opening or OL 95	026887	white RAL 9016	Aluminum
Hand lever for OL 90 N / OL 95	for operating the window with OL 90 N, OL 90 N top-hung outward opening or OL 95	026886	according to RAL	Aluminum
Hand lever for OL 90 N / OL 95	for operating the window with OL 90 N, OL 90 N top-hung outward opening or OL 95	026882	EV1	Aluminum
Hand lever for OL 90 N / OL 95	for operating the window with OL 90 N, OL 90 N top-hung outward opening or OL 95	079113	black	Aluminum

HAND LEVER, LOCKABLE

Lockable hand lever for OL 90 N / OL 95



Designation	Description	Ident-No.	Colour	Material
Lockable hand lever for OL 90 N / OL 95	for operating the window with OL 90 N, OL 90 N top-hung outward opening or OL 95	083844	white RAL 9016	Aluminum
Lockable hand lever for OL 90 N / OL 95	for operating the window with OL 90 N, OL 90 N top-hung outward opening or OL 95	085230	according to RAL	Aluminum
Lockable hand lever for OL 90 N / OL 95	for operating the window with OL 90 N, OL 90 N top-hung outward opening or OL 95	083841	EV1	Aluminum

AUXILIARY DRILLING TEMPLATES OL 90 *

Accessories for OL 90 / OL 95



Designation	Description	Ident-No.	Colour
Additional drilling template for OL 90 N / OL 95 *	Drilling template for leaf bracket on wooden windows with Euro-groove	028141	silver-coloured

CONNECTOR PLATES

For installation of a hand lever



Designation	Ident-No.	Colour	Material
Connector plate for hand lever and Fz 91 gear *	073758	silver-coloured	Aluminum
Connector plate for rod guide *	004535	silver-coloured	Aluminum
Connector plate for hand lever OL 320	139636	silver-coloured	Aluminum



AUXILIARY DRILLING TEMPLATES OL 90 *

Accessories for OL 90 / OL 95

Designation	Ident-No.	Colour
Accessories for drilling template for OL 90 N / OL 95 *	020477	silver-coloured

* The products designated above may vary in form, type, characteristics, function, or availability depending on the country. Please get in touch with your GEZE contact person if you have any questions.