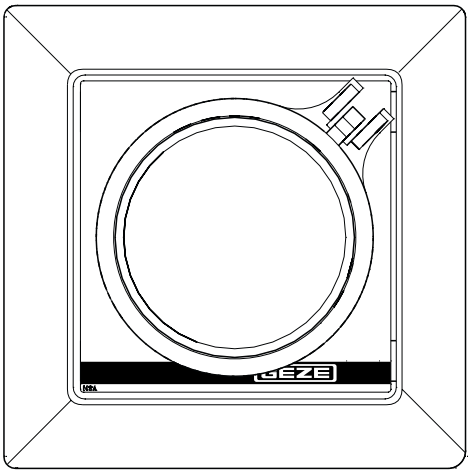

Wyłącznik awaryjny NOT

PL Instrukcja montażu

159846-03

Germany
GEZE Sonderkonstruktionen GmbH
Planken 1
97944 Boxberg-Schweigern
Tel. +49 (0) 7930 9294 0
Fax +49 (0) 7930 9294 10
E-Mail: sk.de@geze.com

GEZE GmbH
Niederlassung Süd-West
Tel. +49 (0) 7152 203 594
E-Mail: leonberg.de@geze.com

GEZE GmbH
Niederlassung Süd-Ost
Tel. +49 (0) 7152 203 6440
E-Mail: muenchen.de@geze.com

GEZE GmbH
Niederlassung Ost
Tel. +49 (0) 7152 203 6840
E-Mail: berlin.de@geze.com

GEZE GmbH
Niederlassung Mitte/Luxemburg
Tel. +49 (0) 7152 203 6888
E-Mail: frankfurt.de@geze.com

GEZE GmbH
Niederlassung West
Tel. +49 (0) 7152 203 6770
E-Mail: essen.de@geze.com

GEZE GmbH
Niederlassung Nord
Tel. +49 (0) 7152 203 6600
E-Mail: hamburg.de@geze.com

GEZE Service GmbH
Tel. +49 (0) 1802 923392
E-Mail: service-info.de@geze.com

Austria
GEZE Austria
E-Mail: austria.at@geze.com
www.geze.at

Baltic States
GEZE GmbH Baltic States office
E-Mail: office-latvia@geze.com
www.geze.com

Benelux
GEZE Benelux B.V.
E-Mail: benelux.nl@geze.com
www.geze.be
www.geze.nl

Bulgaria
GEZE Bulgaria - Trade
E-Mail: office-bulgaria@geze.com
www.geze.bg

China
GEZE Industries (Tianjin) Co., Ltd.
E-Mail: chinasales@geze.com.cn
www.geze.com.cn

GEZE Industries (Tianjin) Co., Ltd.
Branch Office Shanghai
E-Mail: chinasales@geze.com.cn
www.geze.com.cn

GEZE Industries (Tianjin) Co., Ltd.
Branch Office Guangzhou
E-Mail: chinasales@geze.com.cn
www.geze.com.cn

GEZE Industries (Tianjin) Co., Ltd.
Branch Office Beijing
E-Mail: chinasales@geze.com.cn
www.geze.com.cn

France
GEZE France S.A.R.L.
E-Mail: france.fr@geze.com
www.geze.fr

Hungary
GEZE Hungary Kft.
E-Mail: office-hungary@geze.com
www.geze.hu

Iberia
GEZE Iberia S.R.L.
E-Mail: info@geze.es
www.geze.es

India
GEZE India Private Ltd.
E-Mail: office-india@geze.com
www.geze.in

Italy
GEZE Italia S.r.l
E-Mail: italia.it@geze.com
www.geze.it

GEZE Engineering Roma S.r.l
E-Mail: roma@geze.biz
www.geze.it

Poland
GEZE Polska Sp.z o.o.
E-Mail: geze.pl@geze.com
www.geze.pl

Romania
GEZE Romania S.R.L.
E-Mail: office-romania@geze.com
www.geze.ro

Russia
OOO GEZE RUS
E-Mail: office-russia@geze.com
www.geze.ru

Scandinavia – Sweden
GEZE Scandinavia AB
E-Mail: sverige.se@geze.com
www.geze.se

Scandinavia – Norway
GEZE Scandinavia AB avd. Norge
E-Mail: norge.se@geze.com
www.geze.no

Scandinavia – Denmark
GEZE Danmark
E-Mail: danmark.se@geze.com
www.geze.dk

Singapore
GEZE (Asia Pacific) Pte, Ltd.
E-Mail: gezesea@geze.com.sg
www.geze.com

South Africa
GEZE Distributors (Pty) Ltd.
E-Mail: info@gezesa.co.za
www.geze.co.za

Switzerland
GEZE Schweiz AG
E-Mail: schweiz.ch@geze.com
www.geze.ch

Turkey
GEZE Kapı ve Pencere Sistemleri
E-Mail: office-turkey@geze.com
www.geze.com

Ukraine
LLC GEZE Ukraine
E-Mail: office-ukraine@geze.com
www.geze.ua

United Arab Emirates/GCC
GEZE Middle East
E-Mail: gezeme@geze.com
www.geze.ae

United Kingdom
GEZE UK Ltd.
E-Mail: info.uk@geze.com
www.geze.com

GEZE GmbH
Reinhold-Vöster-Straße 21–29
71229 Leonberg
Germany

Tel.: 0049 7152 203 0
Fax: 0049 7152 203 310
www.geze.com

Oznaczenie

- Wyłącznik awaryjny, LED, z ramą pojedynczą AS 500 biel alpejska, nr mat. 123132.

Akcesoria

Nazwa	Nr mat.
AS 500 rama do montażu podtynkowego	
▫ pojedyncza	115376
▫ podwójna	115377
▫ potrójna	115378
▫ poczwórna	115379
▫ pięciokrotna	115380
Rama pośrednia 55 × 55 do ST 550 biel alpejska	155851
Rama pośrednia 55 × 55 do LS 990 biel alpejska	148997
Rama pośrednia 55 × 55 do LS 990 stal szlachetna	131822
AS 500 osłona BAB	118480

Odpowiednie programy wyłączników

Jung
- AS 500
- LS 990 (z ramą pośrednią)
- ST550 (z ramą pośrednią)

Merten
- System M

Berker
- B3
- B7
- S1

Gira
- Standard 55
- E2
- Event

Feller
- EDlZIOdue

Dane techniczne

LED

- Napięcie: 24 V DC
- Prąd: 15 A

Wyłącznik/przełącznik

- Napięcie: 250 V AC
- Prąd: maks. 6 A
- Stopień ochrony: IP 40

Normy

EN 61508-1 Bezpieczeństwo funkcjonalne elektrycznych/elektronicznych/programowalnych elektronicznych systemów związanych z bezpieczeństwem - Wymagania ogólne

Rysunki wymiarowe

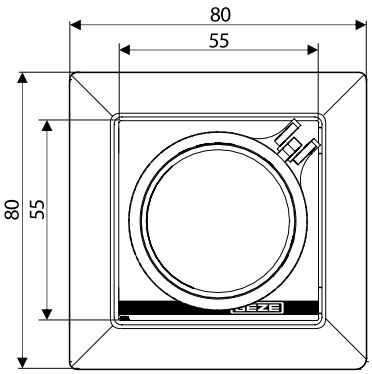

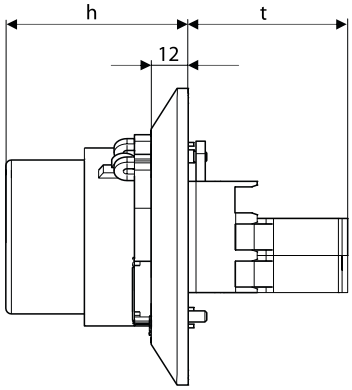

Rysunek montażowy

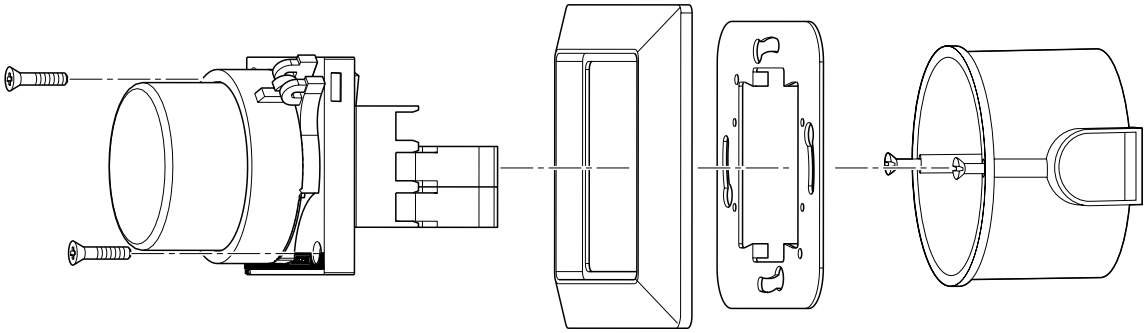

Szablon do montażu w słupie

Szablon papierowy może zmieniać wymiary, zależnie od wilgotności powietrza. Dlatego wiążące są tylko dane wymiarowe.

- Przed użyciem szablonu papierowego sprawdzić i ew. skorygować wymiary.

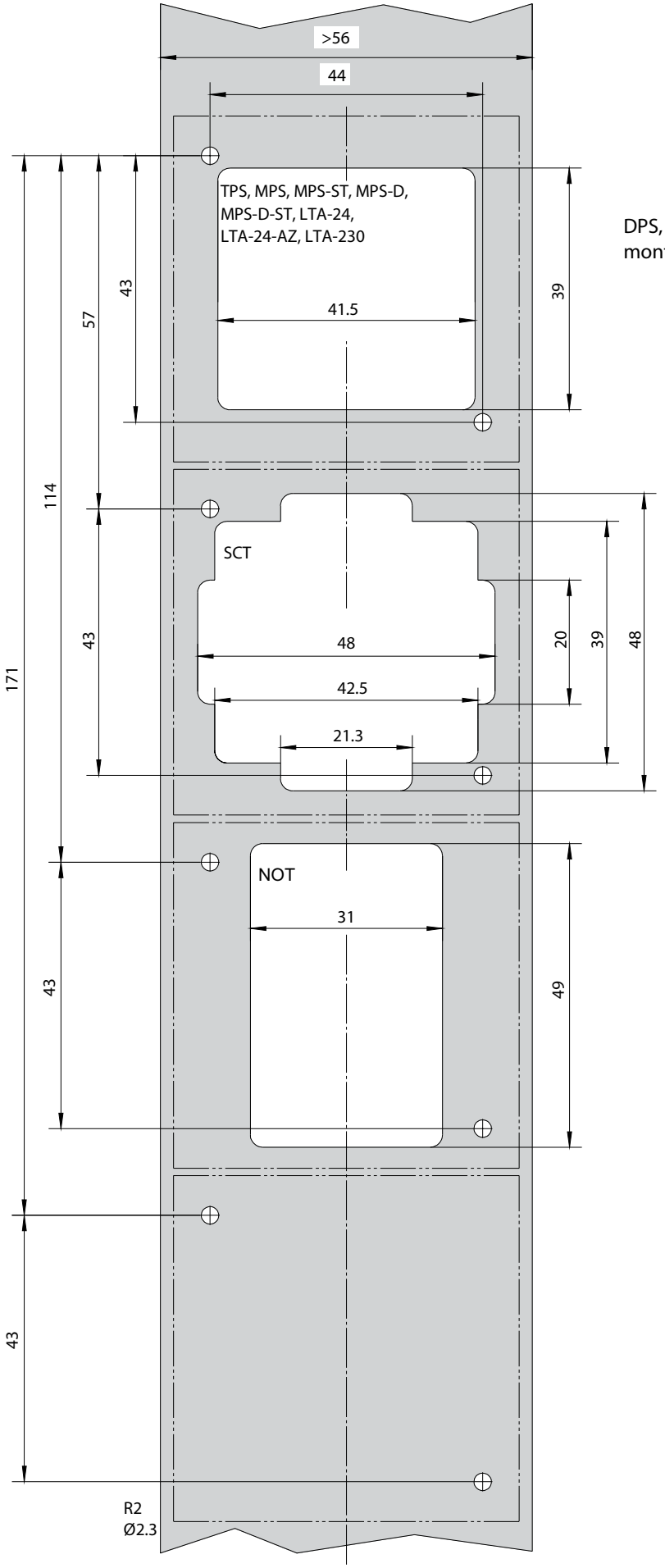

DPS, LTA-LSA:
montaż w słupie niemożliwy.

Schematy elektryczne

Przycisk	Oznaczenie	Nr mat.	Przycisk	Oznaczenie	Nr mat.	Schemat elektryczny	h [mm]	t [mm]
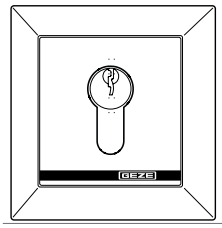	SCT (1-bieg.)	117996		–	–	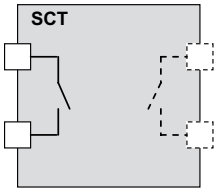	11	31.9
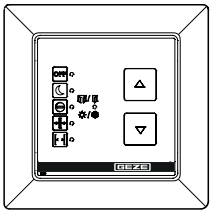	TPS TPS-SCT TPS-KDT TPS-KDT-SCT DPS z OFF DPS bez OFF DPS z OFF SCT	113231 113232 126582 126583 151524 155809 155810	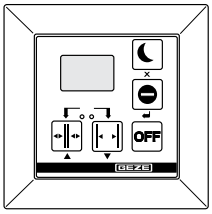			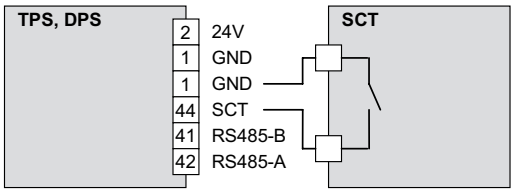	11.3	5.3 31.9
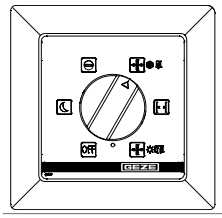	MPS	113226	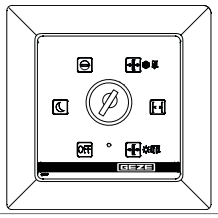	MPS-ST	113227	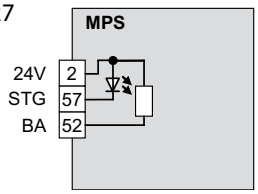	24	36
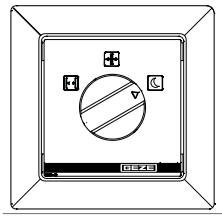	MPS-D	118417	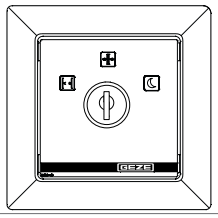	MPS-D-ST	118418	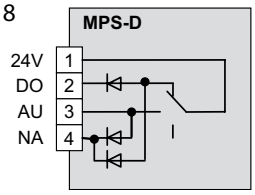	24	36
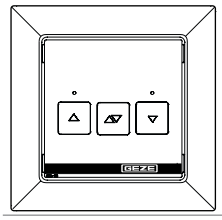	LTA-24 LTA-24-SCT	118473 127176				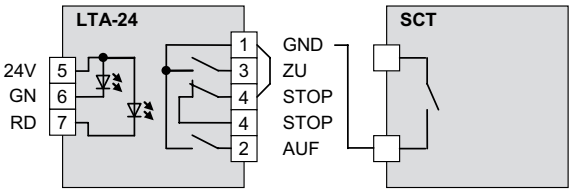	11	26
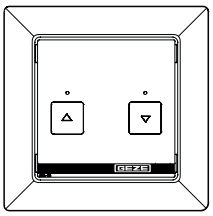	LTA-24-AZ	129393				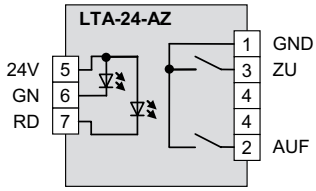	11	26
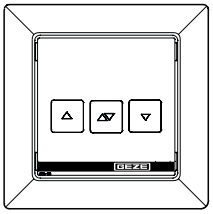	LTA-230 LTA-230-SCT	118474 118475				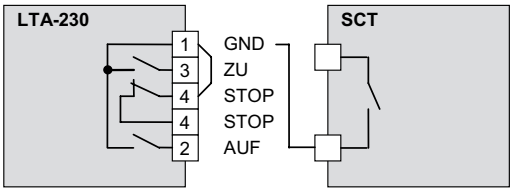	11	26
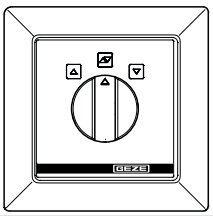	LTA-LSA	118476				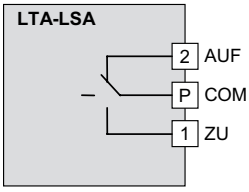	24	32
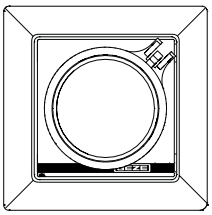	NOT	123132				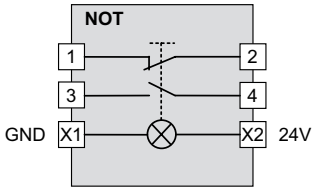	54	56